



PROSCAF

JUNE - AUGUST 2023 EDITION

THE BIGGEST RANGE OF EDGE PROTECTION SOLUTIONS IN NZ!



AdaptaPanel Edge Protection



- Full Slab Edge Protection

King Klampz Edge Protection



- Use horizontally for parapets & vertically for slab edges
- New I-Beam design now available

Bolt Down Edge Protection



- Temporary bolt down posts

Non-Drill Edge Protection



- Fixes to any precast lifting point

Aluminium Safe Edge Post



- Lightweight, designed for commercial roofing

EasyRail Roof Edge Protection




- Ideal for residential roofing edge protection
- Fast & Easy while being Safe & Compliant

NEW I-KLAMP BRACKET

I-KLAMP PROTECTION BRACKET

- The I-Klump is designed for commercial and civil construction companies working with steel I-beams. It is designed to replace the tube & clip regularly used to provide edge protection to contractors working at height.
- The I-Klump can adapt to a range of beam sizes and are engineered to exceed the safety standards for edge protection.
- Certified to a post height of 1.8m from the bracket

COMING
SOON!




CODE	DESCRIPTION
------	-------------


50027	I-Klump Edge Protection Bracket
-------	---------------------------------

I-KLAMP USED WITH DIFFERENT SYSTEMS

I-Klump with tube



I-Klump with AdaptaPanel



NEW PROSCAF SOLUTIONS

SPLIT THE STEP!

NEW HOOKED STEP DOWN BRACKET


The Proscaf stepdown bracket splits the step between scaffold rosettes. For use on gable ends, this bracket can be used with any size deck to match the platform width. Compatible with tubular Proscaf system.

CODE

DESCRIPTION

632.039

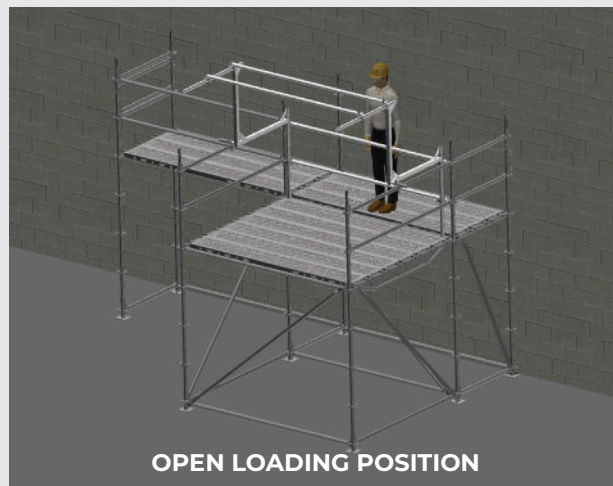
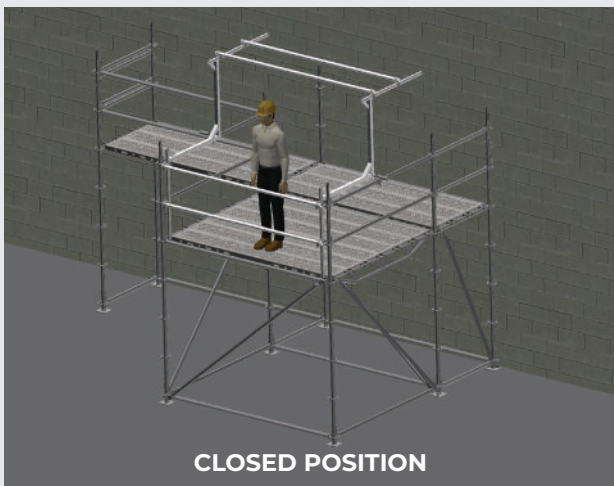
0.39m Hooked Step Down Bracket with end plate – Tubular



THE MOST EFFICIENT LOADING BAY GUARDRAIL SYSTEM!

PROSCAF LOADING BAY GATE FRAME

When loading goods onto a loading bay with machinery, the guardrails need to be removed. The Proscaf Loading Bay Gate Frame is an efficient way to safeguard workers from the exposed edge of a loading bay. The frame can be attached to the loading bay scaffold and rotates at two hinge points to provide a guardrail on the edge or further back at the rear of the loading bay. It is quick and easy to change positions when a load in is required and ensures workers are always safe behind a guardrail.



PROJECT HIGHLIGHT

McCONNEL DOWELL SILO MAINTENANCE

After the latest storms in Auckland the local council needed to replace and repair the fibrolite panels between the silos on the Auckland waterfront.

Great job by Network Scaffolding who used the Proscaf stair tower to provide a working platform up the 33m silos.



NEW PRODUCTS IN THE RANGE

TIMBER TOEBOARDS Brand your business

CODE	DESCRIPTION	SIZE
270.073	Timber Toeboard	0.73m
270.109	Timber Toeboard	1.09m
270.140	Timber Toeboard	1.4m
270.157	Timber Toeboard	1.57m
270.207	Timber Toeboard	2.07m
270.257	Timber Toeboard	2.57m
270.307	Timber Toeboard	3.07m

The new Proscaf wooden toe board is a strong, stable solid-wood. Designed for ease of transport and handling.



Fully customize with your brand!

LAP PLANK RANGE

CODE	DESCRIPTION	SIZE
470.100	Lap Plank	1.0m x 0.30mW
470.150	Lap Plank	1.5m x 0.30mW
470.200	Lap Plank	2.0m x 0.30mW
470.250	Lap Plank	2.5m x 0.30mW

Present a better scaffold platform with this new lap plank. The 45-degree angle reduces the trip hazard. Planks are 0.30m wide.



GAP COVER PLATE RANGE

CODE	DESCRIPTION	SIZE
475.039	Lap Plate	0.39m
475.045	Lap Plate	0.45m
475.073	Lap Plate	0.73m
475.109	Lap Plate	1.09m
475.140	Lap Plate	1.40m
475.157	Lap Plate	1.57m
475.207	Lap Plate	2.07m
475.257	Lap Plate	2.57m
475.307	Lap Plate	3.07m

The Lap plate is designed to cover the gap between a scaffold bay and a cantilever bracket. Other uses are when building birdcage platforms or loading bays to create a smooth working platform.

CODE	DESCRIPTION
425.000	Plank Retaining Pin (Plastic)

The plank retainer is designed to secure lap planks and lap plates down.



WINTER CLEARANCE

EVENT SEATING SYSTEM

- Compact, modular temporary seating for events
Use with the SwiftStage Staging system
- Packs down for easy storage and transportation
- Made from lightweight aluminium for quick and easy installation

CODE	DESCRIPTION
SSFULLSET	SwiftStand Complete Set 2.6mL



BIGBEN 180GSM CONTAINMENT SHEET

- Can be set up in wet weather
- Cost effective shrink wrap alternative
- Can be reused
- Sheets can easily be removed individually to provide access inside

CODE	DESCRIPTION
6634	BIGBEN 180gsm Containment Sheet 2mx45m
6635	BIGBEN 180gsm Containment Sheet 3mx45m



While stock lasts. Offer valid from 1st June – 31st August 2023.

COMPOSITE PLANKS FOR HYGIENIC SHUT DOWN WORK

Composite scaffolding planks are commonly used for red line work in the food processing industry.

Factories often carry out maintenance work during the winter months.

Composite planks are hygienic and safe when working in these food factories.

- Manufactured from a recyclable polymer composite
- Lightweight, durable and strong
- No rust, corrosion or rot
- Easy to use
- Can be cut to size
- Perfect for hygiene and red-line areas
- Economic and environmentally friendly

CODE	DESCRIPTION
320010S	Composite Planks 3.0m



MOBILE SCAFFOLD DEALS!

Use discount code **'WINTERDEAL'** at checkout on our website or call us to order.

10%
OFF

SINGLE WIDTH ALUMINIUM MOBILE SCAFFOLD TOWERS

PLATFORM HEIGHT	CODE	PRICE
5m	MOMT500S	\$3567.31 +GST
4m	MOMT400S	\$3001.72 +GST
3m	MOMT300S	\$2450.97 +GST
2m	MOMT200S	\$2148.25 +GST



DOUBLE WIDTH ALUMINIUM MOBILE SCAFFOLD TOWERS



PLATFORM HEIGHT	CODE	PRICE
5m	MOMT500	\$4307.59 +GST
4m	MOMT400	\$3791.91 +GST
3m	MOMT300	\$3169.81 +GST
2m	MOMT200	\$2840.88 +GST

CLIP-ON ROLLING MOBILE TOWER EXTENSION LADDER

CODE	LENGTH CLOSED	LENGTH EXTENDED	PRICE
LDF323-4E	3-4m Length	3-4m Length	\$619.74 +GST
LDF324-6E	4-6m Length	4-6m Length	\$824.67 +GST

Ladders adjust in length to suit a range of different tower heights!



While stock lasts. Offer valid from 1st June – 31st August 2023.
Use discount code **'WINTERDEAL'** at checkout on our website or call us to order.